

# MIG/MAG welding torches "MB EVO" air cooled

## Rating 150 A up to 230 A

The MB EVO torch series stands for a completely new handling concept that goes down new roads with regard to form and function. The welding torch forms a strong unit together with the welder's hand. The unique ergonomics as interplay between handle, trigger position, trigger design and ball joint construction guarantees a good feeling for welding in all working positions as well as the best results.

- Genuine two-component handle – robust and ergonomical
- Optimum trigger position and tapered handle design – for precise and safe handling
- Special internal geometry with air cooled torches – for "cool" handles and maximum mechanical strength
- Proven "MB" wearing part concept – for a long service life
- Solid, size-optimised central connector



### MB EVO 15

#### Technical data (EN 60 974-7):

Rating: 180 / 150 A CO<sub>2</sub>  
180 / 150 A mixed gas  
M21 (DIN EN ISO 14175)

Duty cycle: 35% / 60%

Wire size: 0.6 – 1.0 mm

### MB EVO 25

#### Technical data (EN 60 974-7):

Rating: 230 A CO<sub>2</sub>  
200 A mixed gas M21  
(DIN EN ISO 14175)

Duty cycle: 60%


Wire size: 0.8 – 1.2 mm

Torch complete Type	Handle	Part-No.			Swan neck	
		3 m	4 m	5 m	Type	Part-No.
MB EVO 15	Type "MB EVO"	002.0709.1	002.0710.1	002.0711.1	50°	002.0715.1
MB EVO 25	Type "MB EVO"	004.0668.1	004.0669.1	004.0670.1	50°	004.0663.1

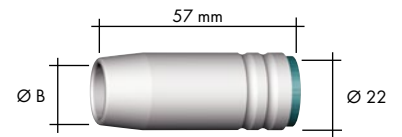
# MB EVO 15, MB EVO 25

## Wear parts

### MB EVO 15

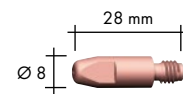
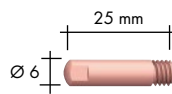


### MB EVO 25



## Gas nozzle (10 pcs.)

	Ø A		Ø B	
Cylindrical	Ø 16	145.0041	Ø 18	145.0042
Conical	Ø 12	145.0075 <sup>1</sup>	Ø 15	145.0076 <sup>2</sup>
Tapered	Ø 9.5	145.0123	Ø 11.5	145.0124



## Contact tip (10 pcs.)

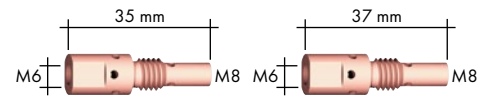
		M6	M6
E-Cu	Ø 0.6	140.0008	-
	Ø 0.8	140.0059 <sup>1</sup>	140.0051
	Ø 1.0	140.0253	140.0242 <sup>2</sup>
	Ø 1.2	-	140.0379
E-Cu for Al	Ø 0.8	141.0002	141.0001
	Ø 1.0	141.0007	141.0006
	Ø 1.2	-	141.0010
CuCrZr	Ø 0.6	140.0855	-
	Ø 0.8	140.0062	140.0054
	Ø 1.0	140.0256	140.0245
	Ø 1.2	-	140.0382

## Nozzle spring (100 pcs.)



	002.0058 <sup>1</sup>	003.0013 <sup>2</sup>
--	-----------------------	-----------------------

## Gas nozzle holder (1 pc.) / Contact tip holder (10 pcs.)



M6	002.0078 <sup>1</sup>	142.0001 <sup>2</sup>	142.0267.10
----	-----------------------	-----------------------	-------------

Liner	for 3 m				for 4 m				for 5 m			
	Ø 0.6	Ø 0.8	Ø 1.0	Ø 1.2	Ø 0.6	Ø 0.8	Ø 1.0	Ø 1.2	Ø 0.6	Ø 0.8	Ø 1.0	Ø 1.2
Liner	Ø 0.6	124.0011	124.0011	124.0011	124.0012	124.0012	124.0012	124.0012	124.0015	124.0015	124.0015	124.0015
	Ø 0.8	124.0011 <sup>1</sup>	124.0011 <sup>1</sup>	124.0011 <sup>1</sup>	124.0012 <sup>1</sup>	124.0012 <sup>1</sup>	124.0012 <sup>1</sup>	124.0012 <sup>1</sup>	124.0015 <sup>1</sup>	124.0015 <sup>1</sup>	124.0015 <sup>1</sup>	124.0015 <sup>1</sup>
	Ø 1.0	124.0026 <sup>2</sup>	124.0026 <sup>2</sup>	124.0026 <sup>2</sup>	124.0031 <sup>2</sup>	124.0031 <sup>2</sup>	124.0031 <sup>2</sup>	124.0031 <sup>2</sup>	124.0035 <sup>2</sup>	124.0035 <sup>2</sup>	124.0035 <sup>2</sup>	124.0035 <sup>2</sup>
	Ø 1.2	124.0026	124.0026	124.0026	124.0031	124.0031	124.0031	124.0031	124.0035	124.0035	124.0035	124.0035
PTFE liner	Ø 0.6	126.0005	126.0005	126.0005	126.0008	126.0008	126.0008	126.0008	126.0011	126.0011	126.0011	126.0011
	Ø 0.8	126.0005	126.0005	126.0005	126.0008	126.0008	126.0008	126.0008	126.0011	126.0011	126.0011	126.0011
	Ø 1.0	126.0021	126.0021	126.0021	126.0026	126.0026	126.0026	126.0026	126.0028	126.0028	126.0028	126.0028
	Ø 1.2	126.0021	126.0021	126.0021	126.0026	126.0026	126.0026	126.0026	126.0028	126.0028	126.0028	126.0028
Carbon PTFE liner	Ø 0.6	127.0002	127.0002	127.0002	127.0003	127.0003	127.0003	127.0003	127.0004	127.0004	127.0004	127.0004
	Ø 0.8	127.0002	127.0002	127.0002	127.0003	127.0003	127.0003	127.0003	127.0004	127.0004	127.0004	127.0004
	Ø 1.0	127.0005	127.0005	127.0005	127.0007	127.0007	127.0007	127.0007	127.0008	127.0008	127.0008	127.0008
	Ø 1.2	127.0005	127.0005	127.0005	127.0007	127.0007	127.0007	127.0007	127.0008	127.0008	127.0008	127.0008

<sup>1</sup> Included in the standard equipment for complete torches MB EVO 15.

<sup>2</sup> Included in the standard equipment for complete torches MB EVO 25.

# MIG/MAG welding torches "MB EVO" air cooled

## Rating 220 A up to 320 A

The MB EVO torch series stands for a completely new handling concept that goes down new roads with regard to form and function. The welding torch forms a strong unit together with the welder's hand. The unique ergonomics as interplay between handle, trigger position, trigger design and ball joint construction guarantees a good feeling for welding in all working positions as well as the best results.

- Genuine two-component handle – robust and ergonomical
- Optimum trigger position and tapered handle design – for precise and safe handling
- Special internal geometry with air cooled torches – for "cool" handles and maximum mechanical strength
- Proven "MB" wearing part concept – for a long service life
- Solid, size-optimised central connector



### MB EVO 24

#### Technical data (EN 60 974-7):

Rating: 250 A CO<sub>2</sub>  
220 A mixed gas M21  
(DIN EN ISO 14175)

Duty cycle: 60%

Wire size: 0.8 - 1.2 mm

### MB EVO 26

#### Technical data (EN 60 974-7):

Rating: 270 A CO<sub>2</sub>  
240 A mixed gas M21  
(DIN EN ISO 14175)

Duty cycle: 60%

Wire size: 0.8 - 1.2 mm

### MB EVO 36

#### Technical data (EN 60 974-7):

Rating: 320 A CO<sub>2</sub>  
290 A mixed gas M21  
(DIN EN ISO 14175)


Duty cycle: 60%

Wire size: 0.8 - 1.2 mm

Torch complete Type	Handle	Part-No.			Swan neck	
		3 m	4 m	5 m	Type	Part-No.
MB EVO 24	Type "MB EVO"	012.0368.1	012.0369.1	012.0370.1	50°	012.0374.1
MB EVO 26	Type "MB EVO"	018.0208.1	018.0209.1	018.0210.1	50°	018.0214.1
MB EVO 36	Type "MB EVO"	014.0526.1	014.0527.1	014.0528.1	50°	014.0518.1

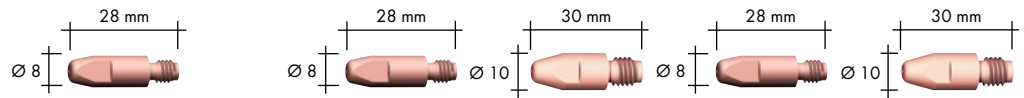
# MB EVO 24, MB EVO 26, MB EVO 36

## Wear parts



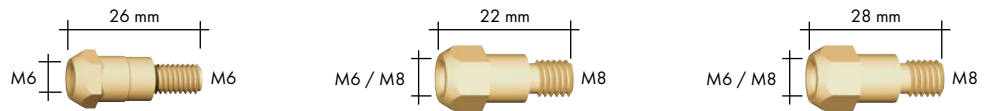
### Gas nozzle (10 pcs.)

	Ø A		Ø B		Ø C	
Cylindrical	Ø 17	145.0047	Ø 20	145.0051	Ø 19	145.0045
Conical	Ø 12.5	145.0080 <sup>1</sup>	Ø 16	145.0085 <sup>2</sup>	Ø 16	145.0078 <sup>3</sup>
Tapered	Ø 10	145.0128	Ø 14	145.0132	Ø 12	145.0126



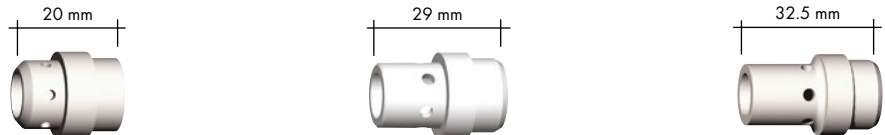
### Contact tip (10 pcs.)

	M6		M6		M8		M6		M8
E-Cu	Ø 0.8	140.0051	140.0051	140.0114	140.0051	140.0114	140.0051	140.0114	140.0114
	Ø 1.0	140.0242 <sup>1</sup>	140.0242 <sup>2</sup>	140.0313	140.0242	140.0313	140.0242	140.0313	140.0313
	Ø 1.2	140.0379	140.0379	140.0442	140.0379	140.0442 <sup>3</sup>	140.0379	140.0442 <sup>3</sup>	140.0442 <sup>3</sup>
E-Cu for Al	Ø 0.8	141.0001	141.0001	141.0003	141.0001	141.0003	141.0001	141.0003	141.0003
	Ø 1.0	141.0006	141.0006	141.0008	141.0006	141.0008	141.0006	141.0008	141.0008
	Ø 1.2	141.0010	141.0010	141.0015	141.0010	141.0015	141.0010	141.0015	141.0015
CuCrZr	Ø 0.8	140.0054	140.0054	140.0117	140.0054	140.0117	140.0054	140.0117	140.0117
	Ø 1.0	140.0245	140.0245	140.0316	140.0245	140.0316	140.0245	140.0316	140.0316
	Ø 1.2	140.0382	140.0382	140.0445	140.0382	140.0445	140.0382	140.0445	140.0445



### Contact tip holder (10 pcs.)

M6	142.0003 <sup>1</sup>	142.0007 <sup>2</sup>	142.0005
M8	-	142.0082	142.0020 <sup>3</sup>



### Gas diffuser (10 pcs.)

Standard	012.0183 <sup>1</sup>	018.0116 <sup>2</sup>	014.0261 <sup>3</sup>
Long life	-	-	014.0026
Ceramic	-	018.0141	014.0023

Liner	Liner	for 3 m			for 4 m			for 5 m		
		Ø 0.8	124.0011	124.0012	124.0015	124.0011	124.0012	124.0015	124.0011	124.0012
Ø 1.0	124.0026 <sup>1, 2</sup>	124.0031 <sup>1, 2</sup>	124.0035 <sup>1, 2</sup>	124.0026	124.0031	124.0035	124.0026	124.0031	124.0035	
Ø 1.2	124.0026 <sup>3</sup>	124.0031 <sup>3</sup>	124.0035 <sup>3</sup>	124.0026	124.0031	124.0035	124.0026	124.0031	124.0035	
PTFE liner	Ø 0.8	126.0005	126.0008	126.0011	126.0005	126.0008	126.0011	126.0005	126.0008	126.0011
	Ø 1.0	126.0021	126.0026	126.0028	126.0021	126.0026	126.0028	126.0021	126.0026	126.0028
	Ø 1.2	126.0021	126.0026	126.0028	126.0021	126.0026	126.0028	126.0021	126.0026	126.0028
Carbon PTFE liner	Ø 0.8	127.0002	127.0003	127.0004	127.0002	127.0003	127.0004	127.0002	127.0003	127.0004
	Ø 1.0	127.0005	127.0007	127.0008	127.0005	127.0007	127.0008	127.0005	127.0007	127.0008
	Ø 1.2	127.0005	127.0007	127.0008	127.0005	127.0007	127.0008	127.0005	127.0007	127.0008

<sup>1</sup> Included in the standard equipment for complete torches MB EVO 24.

<sup>2</sup> Included in the standard equipment for complete torches MB EVO 26.


<sup>3</sup> Included in the standard equipment for complete torches MB EVO 36.

# MIG/MAG welding torches "MB EVO" liquid cooled

## Rating 270 A up to 550 A

The MB EVO torch series stands for a completely new handling concept that goes down new roads with regard to form and function. The welding torch forms a strong unit together with the welder's hand. The unique ergonomics as interplay between handle, trigger position, trigger design and ball joint construction guarantees a good feeling for welding in all working positions as well as the best results.

- Genuine two-component handle – robust and ergonomical
- Proven "MB" wearing part concept and media hoses
- Optimum trigger position, tapered handle design and sophisticated ball joint construction – for best handling in all welding positions
- Easy to repair construction down to the last detail – best space conditions for the simplest maintenance measures
- Solid, size-optimised central connector with protected hose guide



### MB EVO 240 D

#### Technical data (EN 60 974-7):

Rating: 300 A CO<sub>2</sub>  
270 A mixed gas M21  
(DIN EN ISO 14175)

Duty cycle: 100%

Wire size: 0.8 – 1.2 mm

### MB EVO 401 D / MB EVO 401

#### Technical data (EN 60 974-7):

Rating: 400 A / 450 A CO<sub>2</sub>  
350 A / 400 A mixed gas  
M21 (DIN EN ISO 14175)

Duty cycle: 100%

Wire size: 0.8 – 1.2 mm

### MB EVO 501 D / MB EVO 501

#### Technical data (EN 60 974-7):

Rating: 500 A / 550 A CO<sub>2</sub>  
450 A / 500 A mixed gas  
M21 (DIN EN ISO 14175)

Duty cycle: 100%


Wire size: 1.0 – 1.6 mm

Torch complete Type	Handle	Part-No.			Swan neck	
		3 m	4 m	5 m	Type	Part-No.
MB EVO 240 D	Type "MB EVO"	023.0322.1	023.0323.1	023.0324.1	50°	023.0316.1
MB EVO 401 D	Type "MB EVO"	033.0387.1	033.0388.1	033.0389.1	50°	033.0378.1
MB EVO 401	Type "MB EVO"	030.0247.1	030.0248.1	030.0249.1	50°	030.0242.1
MB EVO 501 D	Type "MB EVO"	034.0865.1	034.0866.1	034.0867.1	50°	034.0856.1
MB EVO 501	Type "MB EVO"	032.0272.1	032.0273.1	032.0274.1	50°	032.0267.1

**Note for liquid cooled torches:** To protect cable assembly components from excessive heat build up we recommend a post welding cooling cycle of at least four minutes.

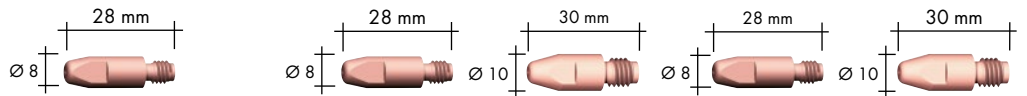
# MB EVO 240 D, MB EVO 401 / 401 D, MB EVO 501 / 501 D

## Wear parts



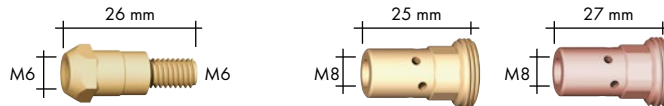
## Gas nozzle (10 pcs.)

	Ø A		Ø B		Ø C	
Cylindrical	Ø 17	145.0047	Ø 20	145.0051	Ø 20	145.0051
Conical	Ø 12.5	145.0080 <sup>1</sup>	Ø 16	145.0085 <sup>2</sup>	Ø 16	145.0085 <sup>3</sup>
Tapered	Ø 10	145.0128	Ø 14	145.0132	Ø 14	145.0132



## Contact tip (10 pcs.)

		M6	M6	M8	M6	M8
E-Cu	Ø 0.8	140.0051	140.0051	140.0114	140.0051	140.0114
	Ø 1.0	140.0242 <sup>1</sup>	140.0242	140.0313	140.0242	140.0313
	Ø 1.2	140.0379	140.0379	140.0442 <sup>2</sup>	140.0379	140.0442 <sup>3</sup>
	Ø 1.6	-	140.0555	140.0587	140.0555	140.0587
E-Cu for Al	Ø 0.8	141.0001	141.0001	141.0003	141.0001	141.0003
	Ø 1.0	141.0006	141.0006	141.0008	141.0006	141.0008
	Ø 1.2	141.0010	141.0010	141.0015	141.0010	141.0015
	Ø 1.6	-	141.0020	141.0022	141.0020	141.0022
CuCrZr	Ø 0.8	140.0054	140.0054	140.0117	140.0054	140.0117
	Ø 1.0	140.0245	140.0245	140.0316	140.0245	140.0316
	Ø 1.2	140.0382	140.0382	140.0445	140.0382	140.0445
	Ø 1.6	-	140.0558	140.0590	140.0558	140.0590



## Contact tip holder (10 pcs.)

M6	142.0003 <sup>1</sup>	142.0008	-	-
M8	-	142.0022 <sup>2</sup>	142.0201.10	-



## Gas diffuser (10 pcs.)

Standard	012.0183 <sup>1</sup>	030.0145 <sup>2</sup>	030.0145 <sup>3</sup>
Long life	-	030.0037	030.0037
Ceramic	-	030.0190	030.0190

Liner		for 3 m			for 4 m			for 5 m			
		Ø 0.8	Ø 1.0	Ø 1.2	Ø 1.6	Ø 0.8	Ø 1.0	Ø 1.2	Ø 1.6	Ø 0.8	Ø 1.0
Liner	Ø 0.8	124.0137	124.0138	124.0138	124.0138	124.0139					
	Ø 1.0	124.0111 <sup>1</sup>	124.0112 <sup>1</sup>	124.0112 <sup>1</sup>	124.0113 <sup>1</sup>	124.0113 <sup>1</sup>					
	Ø 1.2	124.0111 <sup>2,3</sup>	124.0112 <sup>2,3</sup>	124.0112 <sup>2,3</sup>	124.0113 <sup>2,3</sup>	124.0113 <sup>2,3</sup>					
	Ø 1.6	124.0114	124.0115	124.0115	124.0116	124.0116					
PTFE liner	Ø 0.8	126.0005	126.0008	126.0008	126.0011	126.0011					
	Ø 1.0	126.0021	126.0026	126.0026	126.0028	126.0028					
	Ø 1.2	126.0021	126.0026	126.0026	126.0028	126.0028					
	Ø 1.6	126.0039	126.0042	126.0042	126.0045	126.0045					
Carbon PTFE liner	Ø 0.8	127.0002	127.0003	127.0003	127.0004	127.0004					
	Ø 1.0	127.0005	127.0007	127.0007	127.0008	127.0008					
	Ø 1.2	127.0005	127.0007	127.0007	127.0008	127.0008					
	Ø 1.6	127.0010	127.0012	127.0012	127.0013	127.0013					

<sup>1</sup> Included in the standard equipment for complete torches MB EVO 240 D.

<sup>2</sup> Included in the standard equipment for complete torches MB EVO 401 D / 501 D.

<sup>3</sup> Included in the standard equipment for complete torches MB EVO 401 / 501.